

(Deutsch, English, Français, Italiano, Español, Русский)



Liebe Sängerinnen und Sänger aus der ganzen Welt,

es ist so weit! Die globale, virtuelle Uraufführung von „**Our World is on Fire**“ kann nun starten! Die Mitsing-Videos sind fertig und bereits auf die Oratoriums-Website hochgeladen. Ich habe das Oratorium nun in vier einzelne Abschnitte aufgeteilt, damit eure Mitmach- Videos nicht zu groß werden und es keine Probleme beim Hochladen oder Abspeichern gibt.

Und hier die Anleitung, wie das virtuelle Oratoriumsprojekt funktioniert und ein paar Tipps, was ihr tun könnt, um die bestmöglichen Ergebnisse zu erreichen:

zuerst zur **Vorbereitung**:

1. Ladet die gewünschten Mitsingversionen über die Links weiter unten herunter. Sie sind in verschiedenen Ordnern abgelegt und nach Stimmlagen sortiert. Für jede einzelne Stimme gibt es eine Version und alternativ noch eine, in der alle Chorstimmen gemeinsam zu hören sind. Für die Aufnahme ist es egal, zu welcher Variante ihr singt. Wenn ihr Euren Part schon gut genug könnt, dann macht das Singen zusammen mit allen Stimmen wahrscheinlich noch mehr Spaß. Die Noten findet ihr im gleichen Ordner und könnt sie euch herunterladen. Ihr müsst nicht alle vier Abschnitte singen, um beim virtuellen Konzert dabei zu sein, auch ein einzelner Abschnitt ist o.k. Für weniger erfahrene Sänger und Sängerinnen empfehle ich den letzten Abschnitt, denn er ist am leichtesten zu singen und er hat die kürzesten Passagen. Die Mitsing-Videos enthalten ein Dirigenten-Video, ein Audio-Demo und einen angenehmen, Gehör-schonenden Klick.

Hier die Links zum Herunterladen der Mitsing-Videos und der Noten:

Sopran: <https://drive.google.com/drive/folders/1bFfwVGhPjgfnvlcOTZQZtcPXkhz5CDTQ?usp=sharing>

Alt: <https://drive.google.com/drive/folders/1hxwEiEEXPtNODru-2Aq7hl6gINC2b9PJ?usp=sharing>

Tenor: <https://drive.google.com/drive/folders/15HfncZ4Vgw4zeBxZZbuJSyMCfP5ddtAm?usp=sharing>

Bass: https://drive.google.com/drive/folders/1mQlCAjzy5hRyo_qEnYD5Vt4iJeVwATo?usp=sharing

(alternativ) alle Chorstimmen zusammen:

<https://drive.google.com/drive/folders/1wYTXOysNn2RBOFiMBXpQjA5jUmXwwHhG?usp=sharing>

2. Sucht euch einen geeigneten Ort für eure Videoaufnahme. Hinter euch sollte eine weiße oder einfarbige Wand/Fläche sein, damit ich hinterher den Hintergrund unsichtbar machen und ihn im Video durch andere Bilder ersetzen kann. Darum ist es auch keine gute Idee, bei der Aufnahme weiße Kleidung zu tragen! Farbige, gemusterte oder bunte sind besser! Auf jeden Fall eine andere Farbe als der Hintergrund!

3. Stellt bei eurem Handy/Aufnahmegerät eine möglichst kleine Bildauflösung ein (z.B. 1280 x 720 pixel) und wählt – falls möglich – als Videoformat “mp4” oder “mov” und macht die Videoaufnahme im QUERFORMAT (landscape).

4. Positioniert das Handy/Aufnahmegerät etwa im Abstand einer gestreckten Armlänge vor euch.
5. Verwendet zum Anhören der Mitsing-Videos Kopfhörer, damit auf der Aufnahme nur eure Stimme zu hören ist.

Hier die Tipps zur **Durchführung**:

6. Startet die Videoaufnahme und stellt euch kurz vor, etwa folgendermaßen:
"Hallo, mein Name ist ... , ich singe von Teil den ... (*Stimmfach*), und komme aus (*Ort +Land*)
7. Lasst die Aufnahme weiterlaufen und startet das Mitsing-Demo; zählt und klatscht laut mit, so wie es zu Beginn im Video vorgemacht wird (*der Klatscher in Bild und Ton wird später benötigt, um alle Aufnahmen synchron anlegen zu können*). Singt dann mit und genießt es! So eine Gelegenheit bekommt ihr nicht alle Tage!
8. Nach der Aufnahme müsst ihr noch die Datei bzw. das Video benennen. Benötigt werden folgende Infos: Nummer des Oratoriumsteils (1-4), euer Name, eure Stimmlage, eure Nationalität. Verwendet als Trenner zwischen den Wörtern bitte einen "Unterstrich" . Das Ergebnis sieht dann z.B so aus: **2_LuisaMüller_Alt_Germany.mp4**
9. Wiederholt das ganze mit allen Videos, die ihr einsingen wollt.
10. Zusätzlich bitte ich euch, mir zwei kurze (ca 30 sec) Landschaftsvideos (mit einem ruhigen Kameraschwenk) zu machen zu lassen. Eines soll intakte Naturlandschaft zeigen, das zweite einen Ort, an dem die Natur massiv unter menschlichen Aktivitäten leidet (*mithilfe dieser Aufnahmen aus allen Teilen der Welt möchte ich ein Bild von der Vielfalt und Schönheit, aber auch von der Verletzlichkeit unserer Erde zeichnen*).
11. Ladet anschließend alle Videos mithilfe des Formulars auf der Oratoriumsseite hoch. Dort müsst ihr noch eure Daten eingeben und die Einwilligung in die Nutzung der Videos für das Oratoriumsprojekt erteilen.

Hier der direkte Link zum Formular:

<https://forms.gle/6FCess6NHwnxhM1g6>

Ladet eure Videos hoch.

Das wär's dann!

Dankeschön für's Mitmachen!

Ihr bekommt dann Bescheid, sobald das finale Video fertig ist.

Viel Freude und Erfolg wünscht Rainer Bartesch, Deutschland

Kontakt:

Tel. 0049- (0)8151 – 55 95 10

contact@rainerbartesch.de

<https://our-world-is-on-fire.org>

<http://rainerbartesch.de>

p.s auf der Oratoriums-Website <https://our-world-is-on-fire.org> findet ihr immer aktuelle Informationen zum Projekt!

Leider löschen Facebook und Youtube die webadresse <https://our-world-is-on-fire.org> aus allen Posts ... über meine andere Website <http://rainerbartesch.de> kommt man aber trotzdem dorthin!



Dear singers from all over the world!

The oratorio project has taken a huge step forward. I have finished the sing-along files and managed to upload them to the webspace!

I had to split the oratorio into four parts in order to keep the size of the performance videos small enough to be uploaded without running into bandwidth/storage problems. You don't have to perform in all four videos in order to take part. For amateurs, just the 4th part may be a good choice, because it is quite short and not difficult to sing. Here you can find and download the sing-along videos containing the conductor's performance combined with an audio demo which includes an ear-friendly click.

Soprano: <https://drive.google.com/drive/folders/1bFfwVGhPjgfnvlcOTZQZtcPXkhz5CDTQ?usp=sharing>

Alto: <https://drive.google.com/drive/folders/1hxwEiEEXPtNODru-2Aq7hl6gINC2b9PJ?usp=sharing>

Tenor: <https://drive.google.com/drive/folders/15HfncZ4Vgw4zeBxZZbuJSyMCfP5ddtAm?usp=sharing>

Bass: https://drive.google.com/drive/folders/1mQlCAjjzy5hRyo_qEnYD5Vt4iJeVwATo?usp=sharing

(alternatively) **all Choir voices:**

<https://drive.google.com/drive/folders/1wYTXOysNn2RBOFiMBXpQjA5jUmXwwHhG?usp=sharing>

If you encounter problems concerning the balance of the audio mix or other things, let me know and I'll see what we can do.

Below is the description of how the project works and what you can do to achieve the best possible results:

Preparation

1. Download the videos using the link I provided (there you will also find the vocal score ready for download)
2. Choose a location with a white (or green-screen) background for your performance video. Later, I'll make the background transparent and add other pictures. **N.B.: Wearing a white (or green) shirt is not a good idea.**
3. Choose one of the smaller video sizes your mobile device offers. And, if possible, choose either the *mp4* or the *mov* video format. **Shoot the video in landscape format, please!**
4. Place the recording device (for instance a second mobile phone) at a distance of an arm's length in front of you, so the recording doesn't have too much room reverb on it.
5. Use earbuds (or headphones) while listening to the playback demo (so the video contains only your singing).

Recording

6. Start the video recording and introduce yourself like this:

"Hi, my name is [insert name], I'm living in [insert your country's name]

I'm a (an) [insert voice] singer,

I'm singing now part number [insert part number]

I currently live in [insert your country's name]"

7. Then press the play button of the sing-along video, count and clap with us loudly, using both, voice and hand gestures (I need the clapping later to get audio and video tracks in sync). Then sing along with the music and have fun!

8. After the recording is finished, name the video file with (1) the part number, (2) your name, (3) your voice and (4) your country: [number of the musical part]_[your name]_[voice]_[country].

(Use an “_”(underscore) to separate the words)

An example: 2_LuisaMiller_soprano_Norway.mp4

Repeat the same procedure with all four oratorio sing -along videos (or just as many as you want to participate in).

9. Optional: shoot two additional short 30-second videos of locations in your region; one lovely place showing healthy nature (slow camera panning works best) and one which shows nature suffering under a “heavy human footprint.”

(I will use them in the final global concert video to show both the beauty and vulnerability of our earth).

10. Upload all the files using the submission form provided on the oratorio website:

https://our-world-is-on-fire.org/how_it_works.html

and click there on the white button labeled **Virtual Concert Submission Form**,
or use this direct link:

<https://forms.gle/oSW3J7cKdobHh7Ye6>

NOTE FOR THE PARTICIPANTS:

I know everyone will do his or her best and sing as good as possible. For this project an open spirit and true emotions are more important than acoustic and musical perfection. I will try to get the best possible out of the uploaded files, using high tech audio tools. And I appreciate every contribution!

Now I want to say:

Thank you so very much for participating in the virtual performance and supporting the concerns I share with the Fridays-For-Future movement – together we create a new, powerful voice (the voice of the multitude!) and this voice will be sent around the world!

I'll let you know when the audio and video production is completed so you can watch and listen to the final video!

Kind regards ,
Rainer Bartsch



Cari cantanti di tutto il mondo,

è arrivato il momento! La prima in assoluto, a livello globale e in modo virtuale, dell'oratorio „Our World is on Fire“ può partire! I video con cui potete partecipare cantando sono pronti e già caricati sul sito web dell'oratorio.

Ho suddiviso l'oratorio in 4 singole parti, in modo che i vostri video non diventino troppo pesanti e non ci siano problemi a caricare o salvare.

Ecco qui le istruzioni di come funziona questo progetto virtuale dell'oratorio, e alcuni consigli per ottenere i migliori risultati:

Preparazione:

1. Scaricate le varie versioni per cantare tramite i link che vedete sotto. Sono stati caricati in file diversi e suddivisi in base ai registri delle voci. Per ciascuna voce c'è una versione singola e, in alternativa, una in cui si sentono tutte le voci del coro. Per la registrazione non fa differenza con quale versione cantiate. Se sapete cantare la vostra parte già bene, allora forse vi divertite di più cantare insieme alle altre voci. Gli spartiti li trovate nello stesso file e ve li potete scaricare.

Non dovete cantare tutte le quattro parti per poter partecipare al concerto virtuale, basta anche una singola parte. Per i cantanti meno esperti consiglio l'ultima parte, perché è quella più facile e presenta i passaggi più brevi.

I video contengono un video con il direttore, un audio-demo e un click piacevole non pesante per l'udito.

Ecco i link per scaricare i video e gli spartiti.

Sopran: <https://drive.google.com/drive/folders/1bFfwVGhPjgfnv1cOTZQZtcPXkhz5CDTQ?usp=sharing>

Alt: <https://drive.google.com/drive/folders/1hxwEiEEXPtNODru-2Aq7hl6gINC2b9PJ?usp=sharing>

Tenor: <https://drive.google.com/drive/folders/15HfncZ4Vgw4zeBxZZbuJSyMCfP5ddtAm?usp=sharing>

Bass: https://drive.google.com/drive/folders/1mQlCAjjzy5hRyo_qEnYD5Vt4iJeVwATo?usp=sharing

(alternativ) alle Chorstimmen zusammen:

<https://drive.google.com/drive/folders/1wYTXOysNn2RBOFiMBXpQjA5jUmXwwHhG?usp=sharing>

2. Cercatevi un luogo adatto per la vostra videoregistrazione. Come sfondo ci dovrebbe essere un muro/pannello bianco oppure tinta unita, in modo che io possa, in seguito, rendere lo sfondo invisibile e sostituirlo con altre immagini. Ecco perché sconsiglio di indossare vestiti bianchi per registrarvi! Sarebbe meglio se i vestiti fossero colorati, con disegni o variopinti! In ogni caso di un colore diverso dallo sfondo!
3. Impostate il vostro device per registrare con una soluzione di immagini possibilmente piccola (p.es. 1280x720 pixel) e scegliete – se possibile – il formato video „mp4“ oppure „mov“ e registratevi in FORMATO ORIZZONTALE (landscape).
4. Posizionate il vostro device davanti a voi all'incirca a una distanza di un braccio steso.
5. Usate, per ascoltare i video, delle cuffie, in modo che sulla registrazione ci sia solo la vostra voce.

6. Iniziate la registrazione con una piccola presentazione, del tipo: „Ciao, il mio nome è... canterò la parte del....(indicare il registro di voce) e vengo da.... (città e stato).“
7. Lasciate continuare la registrazione e iniziate con il Demo; contate ad alta voce e battete le mani come indicato all'inizio del video (il battito delle mani su video e audio serve per poter, in seguito, inserire tutte le registrazioni in modo sincrono). Poi cominciate a cantare e godetevi! Sicuramente un'occasione simile non si presenterà tutti i giorni!
8. Dopo la registrazione dovete dare un nome al file/video. Servono le seguenti informazioni: il numero della parte dell'oratorio (da 1 a 4), il vostro nome, il registro della vostra voce, la vostra nazionalità. Per favore usate l'underline tra una parola e l'altra, p.es.:
2_LuisaMuller_Contralto_Germany.mp4
9. Fate la stessa procedura con tutti i video che volete registrare.
10. In più, vi chiedo di fare due brevi video (ca. 30 sec.) di un paesaggio (con un lento scorrere della videocamera). Sarebbe preferibile fare vedere un paesaggio intatto, ed in cui la natura soffre visibilmente delle attività dell'uomo (con l'aiuto di queste registrazioni da tutte le parti del mondo vorrei disegnare un'immagine della varietà e della bellezza, ma anche della vulnerabilità della nostra terra).
11. Infine caricate tutti i video con l'aiuto del modulo sul sito dell'oratorio. Dovete inserire semplicemente i vostri dati e acconsentire all'uso dei video per il progetto.

Ecco il link diretto al modulo:

<https://forms.gle/oSW3J7cKdobHh7Ye6>

Sarebbe ideale se riusciste a caricare i vostri video entro fine aprile.

Ecco tutto!

Grazie tante per la partecipazione.

Sarete informati appena il video finale sarà pronto.

Buon divertimento e buon lavoro vi augura Rainer Bartsch, Deutschland,

Kontakt:

Tel. 0049- (0)8151 – 55 95 10

contact@rainerbartsch.de

<https://our-world-is-on-fire.org>

<http://rainerbartsch.de>

p.s sul sito dell'oratorio <https://our-world-is-on-fire.org> trovate continuamente le informazioni attuali del progetto!

Purtroppo facebook e youtube cancellano l'indirizzo <https://our-world-is-on-fire.org> in tutti i posts, ma attraverso l'altro mio sito <http://rainerbartsch.de> ci si arriva comunque.



Chers chanteurs et chanteuses à travers le monde,

le moment est venu ! La première mondiale virtuelle de "**Notre Monde est en Feu / Our World is on Fire**" peut maintenant commencer ! Les vidéos d'accompagnement de chant sont prêtes et ont déjà été téléchargées sur le site internet de l'oratoire.

J'ai maintenant divisé l'oratoire en quatre parities distinctes afin que vos vidéos d'accompagnement ne deviennent pas trop volumineuses et qu'il n'y ait pas de problèmes de téléchargement ou de sauvegarde.

Voici ci-dessous les instructions sur le fonctionnement du projet d'oratoire virtuel et quelques conseils sur ce que vous pouvez faire pour obtenir les meilleurs résultats possibles:

Tout d'abord, concernant la **préparation**:

1. Téléchargez les versions d'accompagnement de chant souhaitées via les liens ci-dessous. Elles sont dans différents dossiers et triées par voix. Il existe une version différente pour chaque voix et, alternativement, une autre version dans laquelle toutes les voix du chœur peuvent être entendues ensemble. Pour l'enregistrement, la version dans laquelle vous chantez n'a pas d'importance. Si vous connaissez déjà assez bien votre partie, alors chanter ensemble avec toutes les voix est probablement encore plus amusant. Vous trouverez les partitions dans le même dossier et pouvez les télécharger. Il n'est pas nécessaire de chanter toutes les quatre parties pour participer au concert virtuel. Une seule partie est suffisante. Pour les chanteurs et chanteuses moins expérimenté-e-s, je recommande la dernière partie, car c'est la plus facile à chanter et elle comporte les passages les plus courts. Les vidéos d'accompagnement de chant comprennent une vidéo du chef d'orchestre, une démo audio et un clic agréable pour l'oreille.

Voici les liens pour télécharger les vidéos d'accompagnement de chant et les partitions:

Soprano : <https://drive.google.com/drive/folders/1bFfwVGhPjgfnvIcOTZQZtcPXkhz5CDTQ?usp=sharing>

Alto : <https://drive.google.com/drive/folders/1hxwEiEEXPtNODru-2Aq7hI6gINC2b9PJ?usp=sharing>

Tenor : <https://drive.google.com/drive/folders/15HfncZ4Vgw4zeBxZZbuJSyMCFp5ddtAm?usp=sharing>

Bass : https://drive.google.com/drive/folders/1mQICAjzy5hRyo_qEnYD5Vt4iJeVwATo?usp=sharing

(alternativement) **toutes les voix du chœur** ensemble:

<https://drive.google.com/drive/folders/1wYTXOysNn2RBOFiMBXpQjA5jUmXwwHhG?usp=sharing>

2. Cherchez un endroit approprié pour votre enregistrement vidéo. En arrière plan il est préférable d'avoir une surface ou un mur blanc ou monochrome, afin que je puisse rendre le fond invisible par la suite et le remplacer par d'autres images dans la vidéo. C'est pourquoi il ne serait pas très judicieux que de porter des vêtements blancs lors de vos prises de vue ! Les couleurs, les motifs ou les couleurs vives, c'est mieux ! En tout cas une couleur définitivement différente de celle du fond !

3. Réglez sur votre téléphone portable / appareil d'enregistrement sur la plus petite résolution d'image possible (par exemple 1280 x720 pixels) et - si possible - choisissez "mp4" ou "mov" comme format vidéo et enregistrez la vidéo au FORMAT PAYSAGE (landscape).

4. Placez votre téléphone portable / appareil d'enregistrement à environ une longueur de bras devant vous.

5. Utilisez un casque audio pour écouter les vidéos d'accompagnement afin de ne pouvoir entendre seulement votre voix sur l'enregistrement.

Voici les conseils pour **la mise en pratique** :

6. Lancez l'enregistrement vidéo et présentez-vous brièvement, par exemple comme ceci : "Bonjour, je m'appelle Je chante de la partie ... le / la ... (voix), et je viens de"

7. Laissez l'enregistrement se dérouler et commencez la démonstration d'accompagnement de chant; comptez et tapez des mains à haute voix comme cela est démontré au début de la vidéo (*le clap en*

image et en son sera nécessaire plus tard pour pouvoir poser tous les enregistrements de manière synchrone). Alors, chantez et profitez-en ! Une telle opportunité ne se présente pas tous les jours !

8. Après l'enregistrement, vous devez nommer le fichier ou la vidéo. Les informations suivantes nous seront nécessaires : Numéro de la partie de l'oratoire (1-4), votre nom, votre voix, votre nationalité. Veuillez utiliser un tiret du bas ("underscore") comme séparateur entre les mots. Le résultat ressemble par exemple à ceci : 2_LuisaMüller_Alt_France.mp4

9. Répétez l'opération avec toutes les vidéos que vous voulez chanter.

10. En outre, je vous demande de me faire parvenir deux courtes vidéos (environ 30 secondes) de paysages (avec une rotation / un mouvement de caméra lent et calme). L'une doit montrer un paysage naturel intact, la seconde un endroit où la nature souffre massivement des activités humaines (*à l'aide de ces enregistrements provenant de différentes parties du monde, je veux dresser un tableau de la diversité et de la beauté du monde, mais aussi de la vulnérabilité de notre planète*).

11. Ensuite, téléchargez toutes les vidéos à l'aide du formulaire sur la page de l'oratoire. Vous devrez remplir vos coordonnées et donner votre autorisation pour l'utilisation de vos vidéos pour le projet oratoire.

Voici le lien direct vers le formulaire :

<https://forms.gle/oSW3J7cKdobHh7Ye6>

Téléchargez vos vidéos dès que possible.

Ce sera tout !

Merci beaucoup pour votre participation !

Je vous tiendrais informé dès que la vidéo finale sera prête.

Je vous souhaite de prendre beaucoup de plaisir à faire vos enregistrements. Bonne chance et bonne continuation.

Rainer Bartesch, Allemagne,

Contact :

Tel. 0049- (0)8151 - 55 95 10

contact@rainerbartesch.de

<https://our-world-is-on-fire.org>

<http://rainerbartesch.de>

p.s.: sur le site de l'oratoire (<https://our-world-is-on-fire.org>) vous trouverez les dernières informations sur le projet !

Malheureusement Facebook et Youtube suppriment l'adresse web <https://our-world-is-on-fire.org> de toutes les publications ... mais vous pouvez toujours vous y rendre via mon autre site web <http://rainerbartesch.de> !



Querid*s cantantes de todo el mundo,

¡Ha llegado el momento! El estreno mundial y virtual de "Our World is on Fire" ya puede comenzar.

Los vídeos para cantar están listos y ya se han subido a la página web del oratorio. Ahora he dividido el oratorio en cuatro secciones separadas para que tus vídeos cantados no sean demasiado grandes y no haya problemas para subirlos o guardarlos. Y aquí están las instrucciones sobre el funcionamiento del proyecto de oratoria virtual y algunos consejos sobre lo que puede hacer para obtener los mejores resultados posibles:

Primero, prepararse:

1. Descargue las versiones para cantar que desee mediante los siguientes enlaces. Están en diferentes carpetas y clasificadas por voz. Hay una versión para cada voz individual y otra en la que se pueden escuchar todas las voces del coro juntas.

Para la grabación no importa la versión que cantes. Si ya conoces tu parte lo suficientemente bien, entonces cantar juntos con todas las voces es probablemente aún más divertido.

Puedes encontrar las partituras en la misma carpeta y descargarlas.

No tienes que cantar las cuatro secciones para formar parte del concierto virtual, una sola sección también está bien. Para los cantantes menos experimentados recomiendo la última sección, porque es la más fácil de cantar y tiene los pasajes más cortos.

Los vídeos para cantar incluyen un vídeo del director de orquesta, una demostración de audio y un agradable chasquido que ahorra oídos.

Aquí tienes los enlaces para descargar los vídeos y las partituras para cantar:

Soprano:

<https://drive.google.com/drive/folders/1bFfwVGhPjgfnvIcOTZQZtcPXkhz5CDTQ?usp=sharing>

Alto: <https://drive.google.com/drive/folders/1hxwEiEEXPtNODru-2Aq7hl6gINC2b9PJ?usp=sharing>

Tenor:

<https://drive.google.com/drive/folders/15HfncZ4Vgw4zeBxZZbuJSyMCfP5ddtAm?usp=sharing>

Bajo: https://drive.google.com/drive/folders/1mQlCAjzy5hRyo_qEnYD5Vt4iJeVwATo?usp=sharing

(alternativamente) todas las partes del coro juntas:

<https://drive.google.com/drive/folders/1wYTXOysNn2RBOFiMBXpQjA5jUmXwwHhG?usp=sharing>

2. Encuentra un lugar adecuado para la grabación de tu vídeo. Detrás de ti debe haber una pared/superficie blanca o monocromática para que luego pueda hacer invisible el fondo y sustituirlo por otras imágenes en el vídeo. Por eso no es buena idea llevar ropa blanca durante la grabación. De color, estampado o colorido es mejor! En cualquier caso, ¡un color diferente al del fondo!

3. Ajuste su teléfono móvil/dispositivo de grabación a la menor resolución de imagen posible (por ejemplo, 1280 x 720 píxeles) y elegir -si es posible- el formato de vídeo "mp4" o "mov" y grabar el vídeo en grabación de vídeo en QUERFORMAT (paisaje / landscape).

4. Coloca el teléfono móvil/dispositivo de grabación a un brazo de distancia delante de ti.

5. Utiliza los auriculares para escuchar los vídeos para cantar, de modo que sólo se

escuche tu voz en la grabación.

Aquí tienes los **consejos sobre cómo hacerlo**:

6. Inicia la grabación del vídeo y preséntate brevemente, así:

"Hola, mi nombre es ... , canto desde la parte el ... (tema de voz), y vengo de (ciudad +país)

7. Deja que la grabación continúe y comienza la demostración de canto; cuenta y aplaude en voz alta, como se demuestra al principio del vídeo (*la palmada en imagen y sonido será necesaria más tarde para poder crear todas las grabaciones de forma sincronizada*). Entonces, canta con nosotros y disfruta! Esta oportunidad no se presenta todos los días.

8. Después de la grabación tienes que nombrar el archivo o el vídeo. Necesitas la siguiente información: Número de la parte del oratorio (1-4), su nombre, su voz, su nacionalidad. Por favor, utilice un "guión bajo" como separador entre las palabras. El resultado es como sigue por ejemplo: **2_LuisaAmigo_Alt_Espangna.mp4**

9. Repite todo el proceso con todos los vídeos que quieras cantar.

10. Adicionalmente te pido que me hagas dos videos cortos (de unos 30 segundos) de paisajes (con un paneo de cámara tranquilo). Uno debe mostrar un paisaje natural intacto, el segundo un lugar donde la naturaleza sufre masivamente por las actividades humanas (*con la ayuda de estas imágenes de todas las partes del mundo quiero mostrar la diversidad y la belleza, pero también de la vulnerabilidad de nuestra tierra*).

11. A continuación, suba todos los vídeos mediante el formulario de la página del Oratorio. Allí introduzca sus datos y dé su consentimiento para el uso de los vídeos para el proyecto de oratoria.

Aquí está el enlace directo al formulario:

<https://forms.gle/oSW3J7cKdobHh7Ye6>

Sube tus vídeos lo antes posible.
¡Eso es!

Gracias por participar!
Se le notificará tan pronto como el vídeo final esté listo.

Buena suerte y les desea mucho éxito Rainer Bartesch, Alemania,

Contacto:

Tel. 0049- (0)8151 - 55 95 10

contact@rainerbartesch.de

<https://our-world-is-on-fire.org>

<http://rainerbartesch.de>

p.d. en la página web del oratorio <https://our-world-is-on-fire.org> encontrará siempre información actualizada sobre el proyecto ;



Дорогие Певцы и Певицы со всего мира!

Наконец глобальная, виртуальная премьера оратории „Our World is on Fire“ («Наша Земля горит») готова к старту!

Видео для совместного пения готовы, Вы можете их скачать на интернетстранице оратории. Я поделил ораторию на 4 части, чтобы избежать проблем технического порядка при загрузке и сохранении, записанных Вами видео.

В следующем я разьясню как функционирует виртуальная оратория и дам советы на что обратить внимание, чтобы получить наилучший результат.

Подготовка:

1. Выберите и скачайте желаемое видео через сноски внизу. У Вас есть выбор из четырёх голосов – сопрано, альт, тенор, басс. Есть также альтернативный вариант со всеми голосами хора. Разучив свой голос вы можете петь, при записи Вашего видео, и с альтернативным вариантом – так вероятно интереснее всего! Для конечной записи оратории это не имеет значения. В той же папке откуда Вы будете скачивать видео голосов для разучивания есть и ноты.

Для Вашего личного участия в оратории не обязательно сделать запись всех четырёх частей. И с одной записанной и загруженной на интернетстранице оратории частью Вы принимаете участие в премьере. Для не профессиональных или не достаточно опытных певцов я бы посоветовал четвёртую часть с более простыми и короткими отрезками вокала.

В записанных для Вашего разучивания видео голосов есть видео с дирижёром и аудиозапись mp4. с хорошо обработанным, сходящим слух звуковым сигналом поддерживающим метр.

По этим сноскам Вы можете скачать видео голосов для разучивания:

Sopran: <https://drive.google.com/drive/folders/1bFfwVGhPjgfnvIcOTZQZtcPXkhz5CDTQ?usp=sharing>

Alt: <https://drive.google.com/drive/folders/1hxwEiEEXPtNODru-2Aq7hl6gINC2b9PJ?usp=sharing>

Tenor: <https://drive.google.com/drive/folders/15HfncZ4Vgw4zeBxZZbuJSyMCfP5ddtAm?usp=sharing>

Bass: https://drive.google.com/drive/folders/1mQlCAjzy5hRyo_qEnYD5Vt4iJeVwATo?usp=sharing

(alternativ) S+A+T+B zusammen:

<https://drive.google.com/drive/folders/1wYTXOysNn2RBOFiMBXpQjA5jUmXwwHhG?usp=sharing>

2. Найдите подходящее место для записи Вашего видео.
Желательно, чтобы вы пели на фоне однотонной, лучше всего белой стены. Так, при обработке Ваших видео, я смогу сделать фон невидимым и заменить его. Из этих соображений лучше выбрать одежду отличного от находящейся за Вами стены цвета. Яркое, цветное, полосатое или в клеточку – всё подходящие варианты!
3. Выберите на Вашем телефоне / записывающем устройстве по возможности самое минимальное разрешение изображения (например 1280 x 720 pixel), видеоформат желателен „mp4“ или „mov“ и расположите камеру горизонтально (landscape) на расстоянии вытянутой руки.
4. При записи Вашего видео Вы поёте одновременно с аудиозаписью, при помощи которой Вы разучивали Ваш голос. Для этого используйте пожалуйста наушники. (Так на записи будет слышен только Ваш голос!)
5. **Выполнение записи:**
Начните видеозапись и представьтесь: «Меня зовут, я пою часть, голос... (альт), я из (город, страна).

6. В то время как видеозапись продолжается включайте аудиозапись видео по которому Вы учили Ваш голос: считайте и хлопайте громко вместе, как в начале видео (это необходимо, чтобы позже синхронно соединить начало всех присланных видео).
Пойте себе в удовольствие, ведь возможность поучаствовать в таком проекте действительно не заурядна!
7. Записав Ваше видео сохраните его подписав следующим образом: номер части_оратории_Ваше имя_голос_национальность. (Между пунктами ставьте внизу штрих «_».) Образец: **2_МарияПопова_сопрано_Беларусь.mp4**
8. При записи других голосов повторите весь выше описанный процесс.
9. Последнее. Дополнительно я хочу попросить Вас снять 2 маленьких видео (по 30 сек. каждое) в формате медленной панорамы. Одно видео, показывающее природу в её естественном, «здоровом» состоянии, другое, где природа страдает от воздействия на её человека. (С помощью этих видео я составлю фон для записанных Вами видеозаписей, как свидетельства изо всех частей мира о красоте, непорочности и в тоже время не защищённости природы нашей планеты от разрушительных воздействий человека).
10. Загрузите все снятые Вами видео с помощью формуляра на интернетстранице оратории, внесите Ваши данные и дайте разрешение на использование материалов в проекте.
Сноска на формуляр для загрузки записанных Вами видеоматериалов:

<https://forms.gle/oSW3J7cKdobHh7Ye6>

Я с нетерпением жду скорого получения видео!
На этом всё и спасибо большое за участие!

С уважением и пожеланием успеха –
Райнер Бартэш, Майзинг, Германия

- Контакт Тел.: 0049-(0)8151-55 95 10 contact@rainerbartesch.de
www.our-world-is-on-fire.org www.rainerbartesch.de

Our World is on Fire

Danny Antonelli, Franz von Assisi, Rainer Bartesch

Rainer Bartesch (*1964)

www.our-world-is-on-fire.org

♩ = 72

G Dm/F 1 G 1 Gm 1 Eb 1

Knabensopran

Solo Tenor

Soprano

Alto

Tenor

Bass



6 /Bb 1 Cm 1 Cm7/G 1 Fm/Ab 1 Ab6/Eb 1

Kn. S.



11 F/A 1 F7/Eb 1

S.

Accord. Bb/D Bb Em7^(b5)/Bb A D7

30 sec

Our World is on Fire

A

40 sec

Kn. S. G Dm/F G Gm/Bb

S. *pp* *p*
Gent-le tears of joy from a laugh-ing sky

A. *pp* *p*
Gent-le tears of joy from a laugh-ing sky

T. *pp* *p*
Gent-le tears of joy from a laugh-ing sky

B. *pp* *p*
Gent-le tears of joy from a laugh-ing sky



S. Eb /Bb Cm Cm7/G Ab
mp *mf*

S. *mp* *mf*
soak our mo-ther earth bring her fruit to life. Soft u-pon the

A. *mp* *mf*
soak our mo-ther earth bring her fruit to life. Soft u-pon the

T. *mp* *mf*
soak our mo-ther earth bring her fruit to life. Soft u-pon the

B. *mp* *mf*
soak our mo-ther earth bring her fruit to life. Soft u-pon the

B 1 min 10

26 /Eb Bbsus4 Bbsus4 Bb7 Ebmaj7

Kn. S.

S. *f* wind seeds fall to our - home. *mf* We, like the

A. *f* wind seeds fall to our home. *mp* We, like the seeds from the

T. *f* wind seeds fall to our home. *p* We, like the seeds from the

B. *f* wind seeds fall to our home. *p* We, like the seeds from the

31 Ab

S. seeds, like the seeds from the earth are born, we are born.

A. earth, like the seeds from the earth are born, we are born

T. earth like the seeds from earth are born, we are born

B. earth_ like the seeds from earth are born, we are

Our World is on Fire

36 Fm Eb/G Eb Abmaj7 Am7^(b5) Bbsus4 Bb7sus4sus9

S. We, like the seeds from the earth we are born, we are

A. We, like the seeds from the earth we are

T. We, like the seeds from the earth we are

B. born like the seeds from the earth we are

41 Eb C mf mp p

S. born. We, like the seeds, like the

A. born. We, like the seeds from the earth, like the

T. born. We, like the seeds from the earth like the

B. born. We, like the seeds from the earth like the

46 Ab

S. seeds from the earth are born, we are born.

A. seeds from the earth are born, we are born

T. seeds from earth are born, we are born

B. seeds from earth are born, we are born

51 Fm E/G Ab Am7^(b5) Bbsus4sus9 Eb

S. We, like the seeds from the earth we are born, we are born.

A. We, like the seeds from the earth we are born.

T. We, like the seeds from the earth we are born.

B. like the seeds from the earth we are born.

56 Gm Bbm C7^(b9) C7 Fm Cm/F Fm Cm/F

Kn. S. Lau-da-to

61 Fm Cm/F Fm Cm/F Fm Cm/F Db

Kn. S. sii, mi' Sig-no-re, per so-ra nos-tra ma-tre Ter-ra, la qua-le ne

65 Eb Db/F C/E F7/Eb Bb/D Bbm Ab/C /Eb Fm6 G7

Kn. S. sus-ten-ta, et go-ver-na et go-ver-na, et go-ver-na, go

S. et go-ver-na, et go-ver-na,

A. et go-ver-na, ver-na ver-na,

T. et go-ver na et go-ver-na

B. et go-ver na et go-ver-na

72 E Cm Gm/C Cm Gm/C Cm Gm/C

Kn. S. ver - na, 3 min 01 sec et pro - du - ce di

S.T.

S. et pro - du - ce di

A.

T. *mp* *pp* *p* et go - ver - na. Lau - da - to sii, mi' Sig - no - re,

B. *p* Lau - da - to sii, mi' Sig - no - re,



78 Cm Gm/C Cm Gm/C Ab

Kn. S. - ver - si fruc - ti con co - lo - ri - ti_ fio - - ri et

S.T. con co - lo - ri -

S. - ver - si fruc - ti con co - lo - ri - ti_ fio - - -

A. con co - lo - ri -

T. per so - ra nos - tra ma - tre_ Ter - ra, fio - - ri,

B. per so - ra nos - tra ma - tre_ Ter - ra, fio - - ri,

81 Bb Ab/C G7/B Gm/B F7/A Fm/Ab Eb/G Eb Am7^(b5)/C Am7^(b5) D7sus4 D

Kn. S. her - ba, her - ba, her - ba, fio - ri et her - ba.

S.T. -ti_ fio - ri et her - ba, her - ba, fio - ri et her - ba.

S. -ri et her - ba, her - ba, her - - - ba.

A. -ti_ fio - ri et her - ba, fio - - fio - ri et her - ba.

T. her - ba, her - ba, her - ba, fio - ri et her - ba.

B. her - ba, her - ba, her - ba, fio - ri et her - ba.



86 F Gm *mf* *p* *mf* *mf*

S. See po-ten-tial un-fold!

A. See po-ten-tial un-fold!

T. See po-ten-tial un-fold!

B. See po-ten-tial un-fold!

Our World is on Fire

91 Cm

S. Turn your lead in - to gold! Be both cle-ver and bold!

A. Turn your lead in - to gold! Be both cle-ver and bold!

T. Turn your lead in - to gold! Be both cle-ver and bold!

B. Turn your lead in - to gold! Be both cle-ver and bold!

95 Gm **G** D7 *mp* Ebmaj7 Gm6/E G7/F

S. Ev - ry soul can be sold! Squeeze the deb-tor, cut ex - pen-ses, *mp*

A. Ev - ry soul can be sold! Squeeze the deb-tor, cut ex - pen-ses, *mp*

T. Ev - ry soul can be sold! Squeeze the deb-tor, cut ex - pen-ses, *mp*

B. Ev - ry soul can be sold! Squeeze the deb-tor, cut ex - pen-ses,

99 F#m Am/E D#dim7 Em Eb Bm/D Cm7

S. pump in pro-fit, slash the los-ses, be the ow-ner, be the bos-ses!

A. pump in pro-fit, slash the los-ses, be the ow-ner, be the bos-ses!

T. pump in pro-fit, slash the los-ses, be the ow-ner, be the bos-ses!

B. pump in pro-fit, slash the los-ses, be the ow-ner, be the bos-ses!

103 Dsus4⁽⁹⁹⁾ **H** Gm *mf*

S. Stop re-gu-la-tion! Stay a-

A. Stop re-gu-la-tion! Stay a-

T. Stop re-gu-la-tion! Keep a-way!

B. Keep a-way!



107 *f*

S. -way! Keep a - way! Leave it to the mar - ket!

A. -way! Keep a - way! Leave it to the mar - ket!

T. Keep a - way! Sell and buy!

B. Keep a - way! Sell and buy!

Our World is on Fire

111 *f* *G^(add11)*_(add9)

S. Sell and buy! De - fy! Hur - ray! We say hur - ray!

A. Sell and buy! De - fy! Hur - ray! We say hur - ray!

T. Sell and buy! De - fy! Hur - ray! We say hur - ray!

B. Sell and buy! De - fy! Hur - ray! We say hur - ray!

118 *I* Cm

S. Ka - ching, ka - ching! Ka - ching, ka - ching! Leave it to the

A. Ka - ching, ka - ching! Ka - ching, ka - ching! Leave it to the

T. Ka - ching, ka - ching! Ka - ching, ka - ching! Leave it to the

B. Ka - ching, ka - ching! Ka - ching, ka - ching! Leave it to the

123 Gm Cm

S. mar - ket, it knows! Ka - ching, ka - ching! Ka - ching, ka -

A. mar - ket it knows! Ka - ching, ka - ching! Ka - ching, ka -

T. mar - ket it knows! Ka - ching, ka - ching! Ka - ching, ka -

B. mar - ket it knows! Ka - ching, ka - ching! Ka - ching, ka -

128

S. *Gm* **3** **J** *G* **1**

-ching! Leave it to the mar - ket, it flows!

A. **3** **1**

-ching! Leave it to the mar - ket it flows!

T. **3** **1**

-ching! Leave it to the mar - ket it flows!

B. **3** **1**

-ching! Leave it to the mar - ket it flows!



135

Kn. S. *Dm/F* **1** *G* **1** *Bb* **1** *Eb* **1** */Bb* **1**



140

S. *Cm* **1** *D7* **1** **K** *G* *pp* *Dm/F*

Moon-light falls on snow, *pp*

A. **1** **1**

Moon-light falls on snow, *pp*

T. **1** **1**

Moon-light falls on snow, *pp*

B. **1** **1**

Moon-light falls on snow,

Our World is on Fire

Gm7

Eb

/Bb

144 *p* *mp*

S. *p* snow re-flects the glow, *mp* dia-monds ring the moon,

A. *p* snow re-flects the glow, *mp* dia-monds ring the moon,

T. *p* snow re-flects the glow, *mp* dia-monds ring the moon,

B. *p* snow re-flects the glow, *mp* dia-monds ring the moon,

148 Cm Cm7/G Ab /Eb Bb7sus4

mf *f*

S. earth, sky sing in tune, *mf* Wolf howls in the night *f* sings to moon and

A. earth, sky sing in tune, *mf* Wolf howls in the night *f* sings to moon and

T. earth, sky sing in tune, *mf* Wolf howls in the night *f* sings to moon and

B. earth, sky sing in tune, *mf* Wolf howls in the night *f* sings to moon and

153 Bb7sus4 Bb7 Ebmaj7 **L** *mf*

S. light. *mp* Sun breaks the night, sun

A. light. *p* Sun breaks the night, brakes the night, to my

T. light. *p* Sun breaks the night, brakes the night, to my

B. light. *p* Sun breaks the night, brakes the night, to my

157

S. breaks the night; to my eyes brings the light.

A. eyes brings light to my eyes brings light.

T. eyes brings light; brings to my eyes the light.

B. eyes brings light, to my eyes brings light.



162

S. Bird me - lo - dies, words in air take flight.

A. Bird me - lo - dies, words in air take flight.

T. Bird me - lo - dies, words in air take flight.

B. Bird me - lo - dies, words in air take flight.

Fm Eb/G Eb Abmaj7 Am7(b5) Bbsus4 Bb7sus4sus9 Eb Gm 1



168

S.T. May the

T. May the

B. May the

Bbm 1 Fm/C C7 F

Hp 8va

173 Cm/Eb F

Kn. S. soft u - pon your

S.T. warm winds of hea-ven blow, soft u - pon your house!

T. warm winds of hea-ven blow, soft u - pon your house!

B. warm winds of hea-ven blow, soft u - pon your house!



177 Ab

Kn. S. house! May our great mo - ther earth,

S. May our_ great mo - ther earth bless all, who en - ter

A. *pp* May our great mo - - ther

T. our_ great mo - ther earth,

180

Kn. S. *Db* */Ab*

S.T.

S.

A.

T.

B.

bless all, who en - - ter there.

May your feet make hap - py there!

bless all! May your feet make hap - py

May your feet make hap - py

bless all, who en - - ter there.

182

Kn. S. *Bbm* */F* *Gb*

S.T.

S.

A.

T.

B.

make your feet hap - py tracks, in the sand and

tracks U - pon the sand and in the snow,

tracks U - pon the sand and in the snow,

tracks U - pon the sand and in the snow,

tracks U - pon the sand and in the snow,

may your feet make hap - py tracks in the sand

185 /Db Gb Ab7sus4 Ab7

Kn. S. snow al-ways touch your shoul - der!

S.T. and may the rain - bow al-ways touch your shoul - der!

S. and may the rain - bow al-ways touch your shoul - der!

A. and may the rain - bow al-ways touch your shoul-der!

T. and may the rain - bow al-ways touch your shoul - der!

B. and may the rain - bow al-ways touch your shoul-der!



189 Db A D7 Gm N

S. See how mo - ney rolls in, *p*

A. See how mo - ney rolls in, *mf*

T. See how mo - ney rolls in, *mf*

B. See how mo - ney rolls in,

195 Cm

S. we are smart, so we win. Coins from hea-ven is true,

A. we are smart, so we win. Coins from hea-ven is true,

T. we are smart, so we win. Coins from hea-ven is true,

B. we are smart, so we win. Coins from hea-ven is true,

199 Gm D7 Ebmaj7 Gm6/E G7/F

0 *mp*

S. God loves me more than you! Mar-ket cras-hes, vul-ture poun-ces, *mp*

A. God loves me more than you! Mar-ket cras-hes, vul-ture poun-ces, *mp*

T. God loves me more than you! Mar-ket cras-hes, vul-ture poun-ces, *mp*

B. God loves me more than you! Mar-ket cras-hes, vul-ture poun-ces,

203 F#m Am/E D#dim7 Em Eb

S. suck-er ral - ly, dead cat boun-ces, smart in - vest-ment,

A. suck-er ral - ly, dead cat boun-ces, smart in - vest-ment,

T. suck-er ral - ly, dead cat boun-ces, smart in - vest-ment,

B. suck-er ral - ly, dead cat boun-ces, smart in - vest-ment,

206 Bm/D Cm7 Dsus4^(b9) **P** Gm Bb F Eb F *f*

Kn. S. *1* *1* *1* *1*

S. *1* *1* My

A. *1* *1*

T. *1* *1*

B. *1* *1*

short sell troun-ces!

short sell troun-ces!

short sell troun-ces!

short sell troun-ces!

short sell troun-ces!



211 Bb Ebm/Bb Bb Gb/Bb C7/Bb

Kn. S. gar - den is rich, how fer - tile its soil! Fur - nish - es



216 Gm C7 F9 Bb *f*

Kn. S. food, re - war - ding my toil! *pp* My

S. *pp* ooh - -

A. *pp* ooh - -

T. *p* ooh - -

B. *p* My gar - den is

My gar - den is

220 Ebm/Bb Bb Gb/Bb C7/Bb

Kn. S. gar - den is rich, how fer - tile its soil!

S. -ooh, ooh - - ooh, ooh - -

A. -ooh, ooh - - ooh, ooh - -

T. rich, how fer - tile its soil! Fur - nish - es

B. rich, how fer - tile its soil! Fur - nish - es

224 Gm7 C7 F7sus4sus9 Bb Q ♩ = 72

Kn. S. Fur - nish - es food, re - war - ding my toil!

S. -ooh, ooh - ooh - ooh.

A. -ooh, ooh - ooh - ooh.

T. food, re - war - ding my toil!

B. food, re - war - ding my toil!

228 *p* Abm6/Cb Bb Abm6/Cb

Kn. S. As soil be-comes dust *p*

S.T. As soil be-comes dust

S. As soil be-comes dust *p*

A. As soil be-comes dust *pp*

T. As soil be-comes dust *pp*

B. As soil be-comes dust

234 1 Bb(add9) Ebm/B Bb(add9)

Kn. S. dust be-comes sand dust be-comes

S.T. dust be-comes sand

S. dust be-comes sand dust be-comes

A. dust be-comes sand dust be-comes

T. dust be-comes sand dust be-comes

B. dust be-comes sand dust be-comes sand

238 Ebm/B Bbm C7/Bb Fm Gm

Kn. S. sand soil be-comes dust and dust be-comes sand, as *pp* *mf*

S.T. dust be-comes sand dust be-comes sand, as *pp*

S. sand as *pp*

A. sand as

T. dust be-comes sand

B. dust be-comes sand

243 Cm/Eb D7/F# Dm Gm6/E Dm/A Bb Gm6/Bb

Kn. S. soil be-comes dust and dust be-comes sand, field-stone the *f* *mp*

S.T. soil be-comes dust and dust be-comes sand, field-stone the *mp*

S. soil be-comes dust and dust be-comes sand, field-stone the *mp*

A. soil be-comes dust and dust be-comes sand, field-stone the *p*

T. field-stone the

B. *p* field-stone the

dust be-comes sand, and field-stone the

248 A Fm Gsus4 G7 Gm6 A G6/E Dm Gm/Bb

Kn. S. fruit of in - vi - si - ble hands, field-stone the fruit of in - vi - sib - le

S.T. fruit of in - vi - si - ble hands! field-stone the fruit of in - vi - sib - le

S. fruit of in - vi - si - ble hands! field-stone the fruit of in - vi - sib - le

A. fruit of in - vi - si - ble hands! field-stone the fruit of in - vi - sib - le

T. fruit of in - vi - si - ble hands, field-stone the fruit of in - vi - sib - le

B. fruit field-stone the fruit field-stone the fruit of in - vi - si - ble



254 A Bb Gm6/Bb A Fm Gsus4 G7 Gm6

Kn. S. hands. As soil be - comes dust and dust be - comes sand, field-stone the
mf

S.T. hands. As soil be - comes dust and dust be - comes sand, field-stone the

S. hands. As soil be - comes dust and dust be - comes sand, field-stone the

A. hands. As soil be - comes dust, and dust be - comes sand, field-stone the

T. hands. As soil be - comes dust, and dust be - comes sand, field-stone the

B. hands! As soil be - comes dust, and dust be - comes sand, field-stone the

260 A Dm Gm6/B Edim7 Bb/D Gm A7 Dm R $\text{♩} = 72$

Kn. S. fruit of in - vi - - - si - ble hands.

S.T. fruit of in - vi - - - si - ble hands.

S. fruit of in - vi - - - si - ble hands.

A. fruit of in - vi - - - si - ble hands.

T. fruit of in - vi - - - si - ble hands.

B. fruit of in - vi - - - si - ble hands.



266 $G^{(add1)}$ _(add9) 2 *f* Cm

S. Hur - ray! We say hur - ray! Ka - ching, ka

A. Hur - ray! We say hur - ray! Ka - ching, ka

T. Hur - ray! We say hur - ray! Ka - ching, ka

B. Hur - ray! We say hur - ray! Ka - ching, ka

274 Gm

S. 
- ching! Ka - ching-ka - ching! Leave it to the mar - ket, it knows!

A. 
- ching! Ka - ching-ka - ching! Leave it to the mar - ket, it knows!

T. 
- ching! Ka - ching-ka - ching! Leave it to the mar - ket, it knows!

B. 
- ching! Ka - ching, ka - ching! Leave it to the mar - ket, it knows!

279 Cm

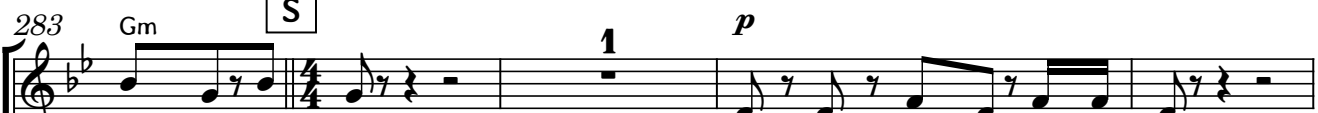
S. 
Ka - ching, ka - ching! Ka - ching, ka - ching! Leave it to the

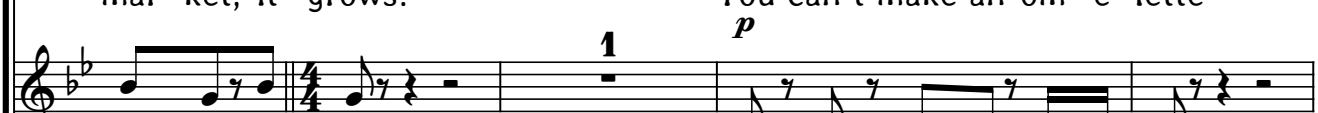
A. 
Ka - ching, ka - ching! Ka - ching, ka - ching! Leave it to the


T. 
Ka - ching, ka - ching! Ka - ching, ka - ching! Leave it to the


B. 
Ka - ching, ka - ching! Ka - ching, ka - ching! Leave it to the

283 Gm S

S. 
mar - ket, it grows! 1 *p* You can't make an om - e - lette

A. 
mar - ket, it grows! 1 *p* You can't make an om - e - lette

T. 
mar - ket, it grows! 1 *mf* You can't make an om - e - lette

B. 
mar - ket, it grows! 1 *mf* You can't make an om - e - lette

288 Cm

S. with-out brea-king some eggs! Come on let's roll the dice!

A. with-out brea-king some eggs! Come on let's roll the dice!

T. with-out brea-king some eggs! Come on let's roll the dice!

B. with-out brea-king some eggs! Come on let's roll the dice!

292 Gm T D7 *mp* Ebmaj7 Gm6/E G7/F

S. Ev'-ry thing needs a price! Buy on mar-gin, short the bro-ker, *mp*

A. Ev'-ry thing needs a price! Buy on mar-gin, short the bro-ker, *mp*

T. Ev'-ry thing needs a price! Buy on mar-gin, short the bro-ker, *mp*

B. Ev'-ry thing needs a price! Buy on mar-gin, short the bro-ker,

296 F#m Am/E D#dim7 Em Eb Bm/D Cm7

S. off-shore ban-king, pro-fit shif-ting, put the as-sets in a shell corp!

A. off-shore ban-king, pro-fit shif-ting, put the as-sets in a shell corp!

T. off-shore ban-king, pro-fit shif-ting, put the as-sets in a shell corp!

B. off-shore ban-king, pro-fit shif-ting, put the as-sets in a shell corp!

Our World is on Fire

U

300 Dsus4⁽⁶⁹⁾ Gm *f*

Kn. S. *f* Gla-ciers mel-ting in - to seas!

S.T. *f* Gla-ciers mel-ting in - to seas!

Hp 8va

304 Cm Am7⁽⁶⁵⁾

Kn. S. Leaves no lon-ger on our trees! No more ho-ney, no more bees!

S.T. Leaves no lon-ger on our trees! No more ho-ney, no more bees!

V 13 min 00 sec

308 Cm6/D D7 Gm *f*

Kn. S. *f* Wild tor-na-does carve the land!

S.T. *f* Wild tor-na-does carve the land!

S. *f* Wild tor-na-does carve the land!

A. *f* Wild tor-na-does carve the land!

T. *mf* Wild tor-na-does carve the land!

B. *mf* (ossia) Wild tor-na-does carve the land!

312 Cm

Kn. S. Rain and flood now take com-mand! Soon our farms will all be sand!

S.T. Rain and flood now take com-mand! Soon our farms will all be sand!

S. Rain and flood now take com-mand! Soon our farms will all be sand!

A. Rain and flood now take com-mand! Soon our farms will all be sand!

T. Rain and flood now take com-mand! Soon our farms will all be sand!

B. Rain and flood now take com-mand! Soon our farms will all be sand!

316

Kn. S. **1** **1** **f** Pes-ti-lence and fa - mine spread,

S.T. **1** **1** **f** Pes-ti-lence and fa - mine spread,

S. **1** **1** **f** Pes-ti-lence and fa - mine spread,

A. **1** **1** **f** Pes-ti-lence and fa - mine spread,

T. **1** **1** **mf** Pes-ti-lence and fa - mine spread,

B. **1** **1** **mf** Pes-ti-lence and fa - mine spread,

D7⁽⁹⁾ D **W** Gm Dm/F

320 Eb Dm(add4) Dm Cm7 D7(9)

Kn. S. war adds num - bers to the dead, A - ma - zon on fi - re for pro - fit!

S.T. war adds num - bers to the dead, A - ma - zon on fi - re for pro - fit!

S. war adds num - bers to the dead, A - ma - zon on fi - re for pro - fit!

A. war adds num - bers to the dead, A - ma - zon on fi - re for pro - fit!

T. war adds num - bers to the dead, A - ma - zon on fi - re for pro - fit!

B. war adds num - bers to the dead, A - ma - zon on fi - re for pro - fit!



324 X Cm(maj7) Cm6 Bm Bbaug

Kn. S. 2 1 4 1



333 Y ♩ = 72 D#m D D#m f

S.T. Our world is on

Cl. 8va

336

D D#m

S.T. *p* fi - re! Per - ma - frost in arc - tic

S. *p* Fi - re! Fi - re! Fi - re! Fi - re! Fi - re! Fi - re!

A. *p* Fi - re! Fi - re! Fi - re! Fi - re! Fi - re! Fi - re!

T. *p* Fi - re! Fi - re! Fi - re!

B. *p* Fi - re! Fi - re! Fi - re!

338

D D#m

S.T. melts! As we march with eyes

S. *mf* Fi - re! Per - ma - frost in arc - tic melts! - *p* Fi - re! Fi - re! Fi - re!

A. *mf* Fi - re! Per - ma - frost in arc - tic melts! - *p* Fi - re! Fi - re! Fi - re!

T. *mf* Fi - re! Fi - re! Fi - re! Fi - re!

B. *mf* Fi - re! Fi - re! Fi - re! Fi - re!

Our World is on Fire

340

Kn. S. *D* *F#m*

See the fi - - - re!

S.T.

S. wide shut towards our own a-po - ca-

A. Fi-re! Fi-re! Fi-re! Fi-re! Fi-re! Fi-re! Fi-re! Fi-re!

T. *mf* As we march with eyes wide shut

B. *mf* As we march with eyes wide shut



342

Kn. S. *Bbm/Db* *A/C#* *C#m*

The fo - - rest burns!

S.T.

S. typse, towards our own a-po-ca-lypse!

A. Towards our own a - - - po - ca-lypse!

T. towards our own a__ po - - ca-lypse_____

B. towards our own a__ po - - ca-lypse_____

345 Fm Csus4 C Fm **Z** C/F

Kn. S. ah - ah - ah -

S.T. ah - ah - ah -

T. Busi - ness as us - ual *p* ah - ah - ah -

B. ah - ah - ah -



349 Fm C/F Fm C7 Fm C7

Kn. S. -ah - ah - ah-ah.

S.T. at what cost?

S. *f* Hold on! Hold on! Lis - ten! Lis - ten to the scien - tists!

A. *f* Hold on! Hold on! Lis - ten! Lis - ten to the scien - tists!

T. -ah - ah - ah-ah. *f* Hold on! Hold on! Lis - ten! Lis - ten to the scien - tists!

B. -ah - ah - ah-ah. *f* Hold on! Hold on! Lis - ten! Lis - ten to the scien - tists!

Our World is on Fire

352

Fm C/F Fm C/F Fm C7

Kn. S. ah - ah - ah - ah - ah-ah-ah.

S.T. As mass ex - tinc - tion starts spread - ing fast!

S. Hold on! Hold on!

A. Hold on! Hold on!

T. *p* ah - ah - ah - ah - ah-ah-ah. *f* Hold on! Hold on!

B. *p* ah - ah - ah - ah - ah-ah-ah. *f* Hold on! Hold on!



AA

15 min 33 sec

355

Fm C7 Fm Bbm

f

S.T. Ex - tinc - tion means

S. Lis - ten! Lis - ten to the scien - tists!

A. Lis - ten! Lis - ten to the scien - tists!

T. Lis - ten! Lis - ten to the scien - tists!

B. Lis - ten! Lis - ten to the scien - tists!

357 *Dbm* *Abm* *C#m* *Bbm*

S.T. *1*

for - e - ver lost, for - e - ver! Ex - tinc - tion means

361 *C#m* *G#m* *B6(add9)* *Dmaj7* *C#* **BB** *D#m*

S.T. *1*

for - e - ver lost! For - e - ver lost!_____

367 *f* *D*

S.T. *f*

S. *p*

A. *p*

T. *p*

B. *p*

Now it's time to see clear - ly!

See it clear - ly,

See it clear - ly,

See it clear - ly,

See it clear - ly,

369 *D#m*

S.T.

S. *>*

A. *>*

T. *>*

B. *>*

See the truth and see the

see it clear - ly! See it clear - ly,

see it clear - ly! See it clear - ly,

see it!

see it!

370 D

S.T.

S. *mf*
lie!

A. *mf*
spea - king: See the truth and see the

T. *mf*
See it clear - ly, see it

B. *mf*
See it clear - ly, see it



371 D#m D

Kn. S.

S.T.

S. *p*
lie! See it clear - ly, see it clear - ly! See it clear - ly, see it

A. *p*
lie! See it clear - ly, see it clear - ly! See it clear - ly, see it

T. *mf*
clear - ly! Ig - no - rance wil_

B. *mf*
clear - ly! Ig - no - rance wil_

373 F#m

Kn. S. peo - - - - - ple

S.T. mil - lions more will have to

S. clear - ly! See it clear - ly, spea - king:

A. clear - ly! See it clear - ly, spea - king:

T. gua - - ran - tee

B. gua - - ran - tee

374 Bbm/Db A/E A

Kn. S. will have to

S.T. die! mil - lions more will have to

S. mil - lions more will have to

A. mil - lions more will have to

T. mil - lions more will have to die, to die!

B. mil - lions more will have to die, to die!

376 C#m Fm Csus4 C Fm

Kn. S. die, to die!

S.T. Fl. 8va die!

S. die, to die!

A. die, to die!

T. die, to die!

B. die, to die!



CC 16 min 55 sec C/F Fm C/F

380

Kn. S. ah - ah - ah - ah - ah - ah - ah - ah.

S.T. It will start an ir - re - ver - sib - le chain re - act - ion

T. ah - ah - ah - ah - ah - ah - ah - ah -

B. ah - ah - ah - ah - ah - ah - ah - ah.

382 *Fmf* *>* *C7* *Fm* *>* *C7*

S. Don't you! Won't you! Lis-ten! Stop the chain re-ac-tion!

A. *f* *>* Don't you! Won't you! Lis-ten! Stop the chain re-ac-tion!

T. *f* *>* - Don't you! Won't you! Lis-ten! Stop the chain re-ac-tion!

B. *f* *>* Don't you! Won't you! Lis-ten! Stop the chain re-ac-tion!



384 *Fm* *C/F* *Fm* *C/F* *Fm* *C7*

Kn. S. ah - ah - ah - ah - ah - ah-ah.

S.T. don't let it spin out, spin out of con-trol!

S. Don't you! Won't you!

A. Don't you! Won't you!

T. *p* *f* ah - ah - ah - ah - ah - ah-ah. Don't you! Won't you!

B. *p* *f* ah - ah - ah - ah - ah - ah-ah. Don't you! Won't you!

Fm

Our World is on Fire

C7 Fm Bbm

DD

f

387

S.T. *f* we must a - wake

S. Lis - ten! Stop the chain re - ac - tion!

A. Lis - ten! Stop the chain re - ac - tion!

T. Lis - ten! Stop the chain re - ac - tion!

B. Lis - ten! Stop the chain re - ac - tion!



389

S.T. *f* or we des - troy our fu - ture! This is as plain and is as hard

Dbm Abm C#m Bbm A(add9)



394

S.T. as truth can get! _____ We all still have a choice:

G#m Bmaj7(add9) Dmaj7

EE ♩ = 72

17 min 51 sec laut ausrufen (rubato!)



401

S.T. act now and pro - tect ou - r fu - ture life on this

Db(add9)



404

S.T. pla - net, or con - tin - ue with our fos - sil dri - ven e -

Abm6/Cb

406

S.T. *Abm6* *Bb* *Em* 1

-co - no - my and fail. *p* > It is up to

S. and fail? and fail? 1

A. and fail? and fail? 1

T. and fail? and fail? 1

B. and fail? and fail? 1

411

Kn. S. *Am/E* *Em* *Am/E* *Em* 1

It is up to all of us.

S.T. all of us. *mf* It is up to all of us. 1

S. It is up to all of us. 1

A. It is up to all of us. 1

T. It is up to all of us. 1

B. It is up to all of us. 1

It is up to all of us.


417

S.T. **FF** *Cm* 2 *Gm* *Cm* *Gm*

We can change, change the way we live, change the


Our World is on Fire

421 Cm Gm Ab Gm Fm

S.T. 

way we live in our so - ci - e - ties. Car - bon Ma - nage - ment


424 Db Bbm Eb

S.T. 


can be done, yes, it can be done to halt green - house ga - ses.

GG

427 G#m *f*


T. 

We can change, change the way we live, change the


B. 

We can change, change the way we live, change the

429 D#m E C#m

T. 

way we live in our so - ci - e - ties. Car - bon Ma - nage - ment

B. 

way we live in our so - ci - e - ties. Car - bon Ma - nage - ment

432 A F#m C#m7 D#7sus4 D#7

T. 

can be done, yes, it can be done to halt green - house ga - ses.

B. 

can be done, yes, it can be done to halt green - house ga - ses.

435 **HH** *f* G#m D#m

S. Cli - mate jus - tice and e - qui - ty is the po - li - cy we

A. Cli - mate jus - tice and e - qui - ty is the po - li - cy we

T. Cli - mate jus - tice and e - qui - ty is the po - li - cy we

B. Cli - mate jus - tice and e - qui - ty is the po - li - cy we

438 E C#m A

S. want to see! Car - bon Ma - nage - ment can be done, yes, it

A. want to see! Car - bon Ma - nage - ment can be done, yes, it

T. want to see! Car - bon Ma - nage - ment can be done, yes, it

B. want to see! Car - bon Ma - nage - ment can be done, yes, it

441 F#m B7 Em C 1 Bb Ab

S. can be done to halt green - house ga - ses. 1

A. can be done to halt green - house ga - ses. 1


T. can be done to halt green - house ga - ses. 1

B. can be done to halt green - house ga - ses. 1

Our World is on Fire

wütend ausrufen! (ruhiges Tempo, rubato)
shouting out furiously!

446 G II ♩ = 72 **1**

S.T. 

Where are the po - li - ti - cians we need?

451 **3** **3** **1**

S.T. 


We don't need just words, we need peo - ple that act!

454 **3** **3** **3** **3**

S.T. 


We need lea - ders, that un - der - stand what glo - bal war - ming means to

456 **3** **3** **3**

S.T. 


all of us! Ou - r fu - ture is al - rea - dy bur - ning!

459 *molto* JJ **3**

S.T. 


Can't you smell the smoke? Ou - r world is on fi - re!

466 KK ♩ = 68 *f*

Kn. S. 


Lau - da - to sii, mi' Sig - no - re,

472 Fm Cm/F Fm Cm/F Db Eb

Kn. S. 

per so - ra nos - tra ma - tre Ter - ra, la qua - le ne sus - ten - ta -

476 Db/F C/E F7/Eb Bb/D Bbm Ab/C /Eb Fm6 G7 LL Cm Gm/C

Kn. S. 

et go - ver - na et go - ver - na, et go - ver - na, -

485 Cm Gm/C Cm Gm/C Cm Gm/C Cm Gm/C Ab

Kn. S. et pro-du-ce di-ver-si fruc-ti con co-lo-ri-ti_ fio-ri et

490 Bb Ab/C G7/B Gm/B F7/A Fm/Ab Eb/G Eb Am7^(b5)/C Am7^(b5) D7sus4 D Gm

Kn. S. her-ba, her - ba, her - ba, fio - ri et her - ba.

499

Kn. S. Lau - da - to sii_____

S.T. *pp* Lau - da - to sii_____

S. *pp* Lau - da - to sii_____

A. *pp* Lau - da - to sii_____

T. *pp* Lau - da - to sii_____

B. *pp* Lau - da - to sii_____